

How to Manufacture CREAMY PEANUT BUTTER




Start Your Own Creamy Peanut Production Business Today

Introduction

Roasted peanuts are ground to create a delicacy known as creamy peanut butter. It can be combined with additional ingredients, including salt or sugar, and is typically consumed on crackers or toast. A great source of protein, magnesium, and vitamin E is peanut butter. Regular consumption may lower the risk of numerous chronic illnesses, including as type 2 diabetes and heart disease. Smooth, crunchy, and chunky peanut butter are among the varieties.





While crunchy peanut butter has additional oil added for texture, chunky peanut butter has additional nuts added for texture. Smooth peanut butter doesn't have added additives like sugar and salt. Although each of the three tastes fantastic in its own way.

Visit this Page for More Information: [Start a Business in Food Processing and Agriculture Based Industry](#)

Uses and Applications

Creamy Delicious and widely consumed, peanut butter has a wide range of applications. It has a great nutritional profile and can be used in sandwiches or on toast. Protein, fiber, vitamin E, folic acid, and copper are all included in peanut butter. These nutrients are crucial for healthy growth and can help strengthen the immune system. The amino acids in peanut butter are good for constructing muscular tissue.



This treat's calories provide a fantastic approach to keep satisfied and stave off hunger. Unsaturated fats found in them have been demonstrated to lower bad cholesterol and lower the risk of heart disease. By reducing blood sugar levels, peanut butter may even reduce the chance of acquiring type 2 diabetes. This delight includes all the nourishment you could possibly want.

Related Business Plan: [Start Creamy Peanut Butter Production Business](#)

Manufacturing Process

The first step in preparing creamy peanut butter is roasting the peanuts, which is done by baking them for a number of hours at a low temperature. The roasted peanuts are then crushed into a paste. The paste is then smoothed out by combining it with seasonings and hot water. The finished product is pack.



Benefits Of Starting Creamy Peanut Butter Production Business

It can be challenging to launch a new peanut butter manufacturing company. But it also offers great rewards. Starting a new peanut butter manufacturing company has a lot of advantages, such as the following: Owning a peanut butter production business allows you to spend time in the kitchen with friends and family while creating something that is both delicious and nutritious.

Read our Books Here: [Market Research Report on Milk Processing & Dairy Products in India \(Butter, Yogurt, UHT Milk, Cheese, Ice Cream, Ghee & Other Products\)](#)

There are low startup costs and no special licenses or certifications required. The market for this product is huge. Peanut butter has a long shelf life and can be sold at events or grocery stores.

Read Similar Articles: [FOOD PROCESSING AND AGRICULTURE PROJECTS](#)



Market Size In India

In India, the market for peanut butter reached USD 97.2 million in FY 22. Over the previous five years, it increased at a CAGR of 8.02%. Domestic demand, which currently stands at USD 9.81 million, is quite modest. The total amount of butter, cheese, and other spreads consumed in India is USD 146.8 million, with peanut butter accounting for a respectable 6.7% of that total. The bright spot is a significant increase in domestic consumption over the last five years.

Domestic consumption increased at a CAGR of 33.7% from FY 17 to FY 22. Growing income and increased health awareness will keep driving the industry in a positive direction.

Due to its low calorie and high protein content, peanut butter is becoming more and more well-liked throughout the nation. Consumption of peanut butter, which is a good source of proteins and healthy fats, is increasing in India as a result of rising general health awareness. Cheese and butter are unhealthy options; peanut butter is a better choice. In FY 22, the market for peanut butter reached a value of USD 4.3 billion. Similar to India, the global market's demand is driven by reasons such as an expanding population, rising disposable income, changing lifestyles, and an increase in interest in quick-to-prepare food items.

Watch Video: [Start Peanut Butter Manufacturing Business | Detailed Project Report](#)

Global Market Outlook

The size of the world market for peanut butter, which was estimated at USD 5.70 billion in 2021, is anticipated to increase at a compound annual growth rate (CAGR) of 6.9% between 2022 and 2028. The global rise in health awareness has a substantial positive impact on market growth.

Related Feasibility Study Reports: [Set A Creamy Peanut Butter Production Business](#)



The global demand for peanut butter is being driven by the rising trend of health consciousness and the rising demand for high protein food products among young people and millennial. On the other hand, new prospects for the peanut butter industry will arise as consumers become more concerned about their health as a result of the rise in chronic illnesses including high blood pressure and heart disease. The expansion of the global industry is also being aided by changing lifestyles and a rise in the trend for quick meals. Over the course of the projected period, rising disposable income in developing nations and rising global awareness are expected to fuel market expansion. Additionally, it is anticipated that increased product releases and expanding key player expansion would open up new business prospects for industry participants to enhance their products.

Key Players

1. Unilever (UK)
2. Procter & Gamble (US)
3. The J.M. Smucker Company (US)
4. Hormel Foods Corporation (US)
5. Boulder Brands (US)
6. The Kraft Heinz Company (US)
7. Algood Food Co. (US)
8. Conagra Brands, Inc. (US)
9. Britannia Dairy Private Limited (Bengaluru)
10. Hormel Foods Corporation (US),
11. Justin's, LLC (US)
12. The Leavitt Corporation (US)
13. DiSano (India)
14. Alpino (India)
15. Pintola (India)

PROJECT AT A GLANCE

COST OF PROJECT				MEANS OF FINANCE			
Particulars	Existing	Proposed	Total	Particulars	Existing	Proposed	Total
Land & Site Development Exp.	0.00	315.00	315.00	Capital	0.00	259.49	259.49
Buildings	0.00	408.00	408.00	Share Premium	0.00	0.00	0.00
Plant & Machineries	0.00	128.25	128.25	Other Type Share Capital	0.00	0.00	0.00
Motor Vehicles	0.00	10.00	10.00	Reserves & Surplus	0.00	0.00	0.00
Office Automation Equipments	0.00	54.00	54.00	Cash Subsidy	0.00	0.00	0.00
Technical Knowhow Fees & Exp.	0.00	20.00	20.00	Internal Cash Accruals	0.00	0.00	0.00
Franchise & Other Deposits	0.00	0.00	0.00	Long/Medium Term Borrowings	0.00	778.47	778.47
Preliminary& Pre-operative Exp	0.00	2.50	2.50	Debentures / Bonds	0.00	0.00	0.00
Provision for Contingencies	0.00	12.50	12.50	Unsecured Loans/Deposits	0.00	0.00	0.00
Margin Money - Working Capital	0.00	87.71	87.71				
TOTAL	0.00	1037.96	1037.96	TOTAL	0.00	1037.96	1037.96

Year	Annualised		Book Value	Debt	Dividend	Retained Earnings		Payout	Probable Market Price	P/E Ratio	Yield Price/ Book Value
	EPS	CEPS	Per Share		Per Share	Per Share				No.of Times	
						%		%			%
1-2	7.67	10.37	17.67	24.00	0.00	100.00	7.67	0.00	7.67	1.00	0.00
2-3	10.48	12.88	28.15	18.00	0.00	100.00	10.48	0.00	10.48	1.00	0.00
3-4	13.29	15.42	41.44	12.00	0.00	100.00	13.29	0.00	13.29	1.00	0.00
4-5	16.02	17.92	57.46	6.00	0.00	100.00	16.02	0.00	16.02	1.00	0.00
5-6	18.68	20.37	76.15	0.00	0.00	100.00	18.68	0.00	18.68	1.00	0.00

Year	D. S. C. R.			Debt / - Deposits Debt	Equity as- Equity	Total Net Worth	Return on Net Worth	Profitability Ratio				Assets Turnover Ratio	Current Ratio	
	Individual	Cumulative	Overall					GPM	PBT	PAT	Net Contributi on			P/V Ratio
	(Number of times)			(Number of times)	%	%	%	%	%	%				
Initial				3.00	3.00									
1-2	1.50	1.50		1.36	1.36	2.47		11.42%	7.92%	5.14%	863.31	22.31%	2.46	1.07
2-3	1.84	1.66		0.64	0.64	1.44		12.31%	9.42%	6.03%	974.41	21.58%	2.56	1.30
3-4	2.24	1.84	2.24	0.29	0.29	0.91		12.92%	10.51%	6.68%	1112.83	21.57%	2.53	1.57
4-5	2.71	2.03		0.10	0.10	0.61		13.33%	11.31%	7.16%	1251.25	21.55%	2.43	1.86
5-6	3.25	2.24		0.00	0.00	0.42		13.61%	11.88%	7.52%	1389.68	21.55%	2.30	2.57

BEP**BEP - Maximum Utilisation Year****5****Cash BEP (% of Installed Capacity)****41.30%****Total BEP (% of Installed Capacity)****44.46%****IRR, PAYBACK and FACR****Internal Rate of Return .. (In %age)****29.85%****Payback Period of the Project is (In Years)****2 Years 3 Months****Fixed Assets Coverage Ratio (No. of times)****9.479**

TABLE OF CONTENT



1.INTRODUCTION

2.USES AND APPLICATIONS

3.HEALTH BENEFITS OF CREAMY PEANUT BUTTER

4.COMPOSITION OF CREAMY PEANUT BUTTER

5.NUTRITIONAL VALUE OF CREAMY PEANUT BUTTER

6.B.I.S. SPECIFICATIONS

1.IS 10065~Roasted Groundnut (Peanut) Kernels

2.IS 9037~Peanut Butter

3.IS 3376~Groundnut Seeds (being dealt by National Seeds Corporation)

4.IS 9071: Part 2~Code of Practice for Control of aflatoxin in
Groundnut: Part 2 Plant Storage and Processing Flour and Oil

7.MARKET SURVEY

1.Peanut Butter Market Segmentation

1.*Region-wise Outlook*

2.*Drivers*

3.*Key Players*



1. Popularity Flavours of Peanut Butter in India
2. Projected Demand For Butter

8. EXPORT & IMPORT: ALL COUNTRIES

1. Export: All Countries

9. FINANCIALS & COMPARISON OF MAJOR INDIAN PLAYERS/COMPANIES

1. About Financial Statements of CMIE Database
2. Profits & Appropriations
3. Total Liabilities
4. Total Assets
5. Net Cash Flow from Operating Activities
6. Section – I

1. *Name of Company with Contact Details*
2. *Name of Director(S)*
3. *Plant Capacity*
4. *Location of Plant*
5. *Name of Raw Material(S) Consumed With Quantity & Cost*

- **7. Section – II**

- • • • **1. Assets**

- • • • **2. Cash Flow**

- • • • **3. Cost as %ge of Sales**

- • • • **4. Forex Transaction**

- • • • **5. Growth in Assets & Liabilities**

- • • • **6. Growth in Income & Expenditure**

- • • • **7. Income & Expenditure**

- • • • **8. Liabilities**

- • • • **9. Liquidity Ratios**

- • • • **10. Profitability Ratio**

- • • • **11. Profits**

- • • • **12. Return Ratios**

- • • • **13. Structure of Assets & Liabilities (%)**

- • • • **14. Working Capital & Turnover Ratios**

10. COMPANY PROFILE OF MAJOR PLAYERS

11. FEW LEADING PLAYERS

- **1. Natural Peanut Butter**

- **2. Indian Key Players**

- **3. Present Manufacturers**

12.COMPOSITION OF GROUNDNUTS

13.MANUFACTURINGPROCESS

1.Basic Theory

2.Principal Operations

3.Process Details

14.PROCESS FLOW DIAGRAM

15.SHELF-LIFE OF CREAMY PEANUT BUTTER

16.CHEMICAL COMPOSITION & DETERMINATION OF CREAMY PEANUT BUTTER

17.BUYER'S LIST

1.Contact Details of Buyer's

2.Name of Director(S)

3.Credit Ratings

4.Plant Capacity

5.Location of Plant

6.Company Wise Consumption Detail of the Raw Materials



18.QUALITY AND SAFETY ATTRIBUTES OF PEANUT AND CREAMY PEANUT BUTTER

19.POLLUTION CONTROL & ENVIRONMENTAL IMPACT

1.Pollution Control

2.Environmental Impact

20.SUPPLIERS OF RAW MATERIAL

21.SUPPLIERS OF PLANT & MACHINERY

22.PHOTOGRAPHS/IMAGES FOR REFERENCE

1.Product Photographs

2.Raw Material Photographs

3.Machinery Photographs

23.PLANT LAYOUT



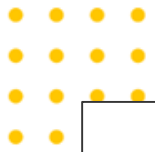
TAGS

***#Cream, #Peanut, #Butter, #CreamyPeanut,
#PeanutButter, #CreamyPeanutButter, #Foodprocessing,
#Agrofoodprocessing, #Business, #BusinessOpportunity,
#Manufacturingbusinessplan, #Mostprofitablebusiness,
#Startup, #NPCS, #Entrepreneurindia,
#Profitablebusiness, #StartyourownIndustry,
#StartupBusinessIdeas,***



Major Queries/Questions Answered in Business Plan

- 1. How has Creamy Peanut Butter Production Business performed so far and how will it perform in the coming years?**
- 2. What is the Business Feasibility Study of the Creamy Peanut Butter Production Business ?**
- 3. What are the requirements of Working Capital for setting up the Creamy Peanut Butter Production Business ?**
- 4. What is the structure of Creamy Peanut Butter Production Business and who are the key/major players?**



- 5. What is the total Startup cost for setting up the Creamy Peanut Butter Production Business ?**
- 6. What are the operating costs for setting up the Creamy Peanut Butter Production Business?**
- 7. What are the machinery and equipment requirements for setting up the Creamy Peanut Butter Production Business ?**
- 8. Who are the Suppliers and Manufacturers of Plant & Machinery for setting up the Creamy Peanut Butter Production Business?**
- 9. What are the requirements of raw material for setting up the Creamy Peanut Butter Production Business ?**




10. Who are the Suppliers and Manufacturers of Raw materials for setting up the Creamy Peanut Butter Production Business ?

11. What is the Manufacturing Process of Creamy Peanut Butter Production Business ?

12. What is the total size of land required for setting up the Creamy Peanut Butter Production Business ?

13. What will be the income and expenditures for Creamy Peanut Butter Production Business ?



14. What are the Projected Balance Sheets of Creamy Peanut Butter Production Business ?

15. What are the requirement of utilities and overheads for setting up the Creamy Peanut Butter Production Business?

16. What is the Built up Area Requirement and cost for setting up the Creamy Peanut Butter Production Business?

17. What are the Personnel (Manpower) Requirements for setting up the Creamy Peanut Butter Production Business?

18. What are Statistics of Import & Export for Creamy Peanut Butter Production Business?

19. What is the time required to break-even?

20. What is the Break-Even Analysis of Creamy Peanut Butter Production Business?

21. What are the Project financials of Creamy Peanut Butter Production Business?

22. What are the Profitability Ratios of Creamy Peanut Butter Production Business?

23. What is the Sensitivity Analysis-Price/Volume of Creamy Peanut Butter Production Business?

24. What are the Projected Pay-Back Period and IRR of Creamy Peanut Butter Production Business?



25. What is the Process Flow Sheet Diagram of Creamy Peanut Butter Production Business?

26. What are the Market Opportunities for setting up the Creamy Peanut Butter Production Business?

27. What is the Market Study and Assessment for setting up the Creamy Peanut Butter Production Business?

28. What is the Plant Layout for setting up the Creamy Peanut Butter Production Business?



Financial Statements of the Business

Project at a Glance

Annexure

- Assumptions for Profitability workings1
- Plant Economics.....2
- Production Schedule.....3
- Land & Building.....4
 - Factory Land & Building
 - Site Development Expenses



- **Plant & Machinery.....5**
 - Indigenous Machineries
 - Other Machineries (Miscellaneous, Laboratory etc.)

- **Other Fixed Assets.....6**
 - Furniture & Fixtures
 - Pre-operative and Preliminary Expenses
 - Technical Knowhow
 - Provision of Contingencies

- **Working Capital Requirement Per Month.....7**
 - Raw Material
 - Packing Material
 - Lab & ETP Chemical Cost
 - Consumable Store

- **Overheads Required Per Month and Per Annum.....8**
 - Utilities & Overheads (Power, Water and Fuel Expenses etc.)**
 - Royalty and Other Charges**
 - Selling and Distribution Expenses**
- **Salary and Wages9**
- **Turnover Per Annum10**
- **Share Capital.....11**
 - Equity Capital**
 - Preference Share Capital**

- **Annexure 1 :: Cost of Project and Means of Finance**

- **Annexure 2 :: Profitability and Net Cash Accruals**
 - **Revenue/Income/Realisation**
 - **Expenses/Cost of Products/Services/Items**
 - **Gross Profit**
 - **Financial Charges**
 - **Total Cost of Sales**
 - **Net Profit After Taxes**
 - **Net Cash Accruals**

- **Annexure 3 :: Assessment of Working Capital requirements**

Current Assets

Gross Working Capital

Current Liabilities

Net Working Capital

Working Note for Calculation of Work-in-process

- **Annexure 4 :: Sources and Disposition of Funds**

- **Annexure 5 :: Projected Balance Sheets**

- ROI (Average of Fixed Assets)
- RONW (Average of Share Capital)
- ROI (Average of Total Assets)

- **Annexure 6 :: Profitability Ratios**

- D.S.C.R
- Earnings Per Share (EPS)
- Debt Equity Ratio

- **Annexure 7 :: Break-Even Analysis**
 - **Variable Cost & Expenses**
 - **Semi-Variable/Semi-Fixed Expenses**
 - **Profit Volume Ratio (PVR)**
 - **Fixed Expenses / Cost**
 - **B.E.P**

• Annexure 8 to 11 :: Sensitivity Analysis-Price/Volume

- Resultant N.P.B.T
- Resultant D.S.C.R
- Resultant PV Ratio
- Resultant DER
- Resultant ROI
- Resultant BEP

- **Annexure 12 :: Shareholding Pattern and Stake Status**
 - **Equity Capital**
 - **Preference Share Capital**
- **Annexure 13 :: Quantitative Details-Output/Sales/Stocks**
 - **Determined Capacity P.A of Products/Services**
 - **Achievable Efficiency/Yield % of Products/Services/Items**
 - **Net Usable Load/Capacity of Products/Services/Items**
 - **Expected Sales/ Revenue/ Income of Products/ Services/ Items**

- **Annexure 14 :: Product wise Domestic Sales Realisation**
- **Annexure 15 :: Total Raw Material Cost**
- **Annexure 16 :: Raw Material Cost per unit**
- **Annexure 17 :: Total Lab & ETP Chemical Cost**
- **Annexure 18 :: Consumables, Store etc.**
- **Annexure 19 :: Packing Material Cost**
- **Annexure 20 :: Packing Material Cost Per Unit**

- **Annexure 21** :: **Employees Expenses**
- **Annexure 22** :: **Fuel Expenses**
- **Annexure 23** :: **Power/Electricity Expenses**
- **Annexure 24** :: **Royalty & Other Charges**
- **Annexure 25** :: **Repairs & Maintenance Expenses**
- **Annexure 26** :: **Other Manufacturing Expenses**
- **Annexure 27** :: **Administration Expenses**
- **Annexure 28** :: **Selling Expenses**

- **Annexure 29 :: Depreciation Charges – as per Books (Total)**
- **Annexure 30 :: Depreciation Charges – as per Books (P & M)**
- **Annexure 31 :: Depreciation Charges - as per IT Act WDV (Total)**
- **Annexure 32 :: Depreciation Charges - as per IT Act WDV (P & M)**
- **Annexure 33 :: Interest and Repayment - Term Loans**
- **Annexure 34 :: Tax on Profits**
- **Annexure 35 :: Projected Pay-Back Period and IRR**



For more Business Plans and further details, visit at:

[Project Reports & Profiles](#)

[BOOKS & DATABASES](#)

[Market Research Report](#)

Must Visit Links



Looking for a Startup Consulting Services, [Click Here](#)



Start a Business in Africa, [Click Here](#)



Start a Business in India, [Click Here](#)



Start a Business in Middle East, [Click Here](#)



Start a Business in Asia, [Click Here](#)



Start a Business in Potential Countries for Doing Business, [Click Here](#)



Best Industry for Doing Business, [Click Here](#)




Business Ideas with Low, Medium & High Investment, [Click Here](#)

Looking for Most Demandable Business Ideas for Startups, [Click Here](#)

Reasons for Buying Our Business Plan

- ✓ **The Business Plan helps you to identify a profitable project for investing or diversifying into by throwing light to crucial areas like industry size, market potential of the product and reasons for investing in the product**
- ✓ **This Business Plan provides vital information on the product like it's characteristics and segmentation**
- ✓ **This Business Plan helps you market and place the product correctly by identifying the target customer group of the product**

- 
- ✓ **This Business Plan helps you understand the viability of the project by disclosing details like machinery required, project costs and snapshot of other project financials**
 - ✓ **The Business Plan provides a glimpse of government regulations applicable on the industry**
 - ✓ **The Business Plan provides forecasts of key parameters which helps anticipate the industry performance and make sound business decisions**

Our Approach

- **Our research reports broadly cover Indian markets, present analysis, outlook and forecast for a period of five years.**
- **The market forecasts are developed on the basis of secondary research and are cross-validated through interactions with the industry players**
- **We use reliable sources of information and databases. And information from such sources is processed by us and included in the report**

How to Choose The Right Business For You?

Free Instant Online Project Identification and Selection Service

Our Team has simplified the process for you by providing a "Free Instant Online Project Identification & Selection" search facility to identify Businesses based on multiple search parameters related to project costs namely: Plant & Machinery Cost, Total Capital Investment, Cost of the project, Rate of Return% (ROR) and Break Even Point % (BEP). You can sort the Business Ideas on the basis of mentioned pointers and identify a suitable Business Plan matching your investment requisites.....[Read more](#)

[Download Complete List of Project Reports](#)

- [Detailed Project Reports](#)

Visit:- <https://www.entrepreneurindia.co/complete-project-list>

NPCS is manned by engineers, planners, specialists, financial experts, economic analysts and design specialists with extensive experience in the related industries.

Our Market Survey cum Detailed Techno Economic Feasibility Report provides an insight of market in India. The report assesses the market sizing and growth of the Industry. While expanding a current business or while venturing into new business, entrepreneurs are often faced with the dilemma of zeroing in on a suitable product/line.

And before diversifying/venturing into any product, they wish to study the following aspects of the identified product:

- **Good Present/Future Demand**
- **Export-Import Market Potential**
- **Raw Material & Manpower Availability**
- **Project Costs and Payback Period**

The Business Plan covers all aspect of business, from analyzing the market, confirming availability of various necessities such as Manufacturing Plant, Detailed Project Report, Profile, Business Plan, Industry Trends, Market Research, Survey, Manufacturing Process, Machinery, Raw Materials, Feasibility Study, Investment Opportunities, Cost and Revenue, Plant Economics, Production Schedule,

Working Capital Requirement, uses and applications, Plant Layout, Project Financials, Process Flow Sheet, Cost of Project, Projected Balance Sheets, Profitability Ratios, Break Even Analysis. The DPR (Detailed Project Report) is formulated by highly accomplished and experienced consultants and the market research and analysis are supported by a panel of experts and digitalized data bank.

We at NPCS, through our reliable expertise in the project consultancy and market research field, have demystified the situation by putting forward the emerging business opportunity in India along with its business prospects.....[Read more](#)

Who are we?

A trusted and leading name in the industry, we have been putting forth exceptionally integrated and comprehensive technical consultancy services. We believe that project consultancy serves as a critical element for the success of your projects. Moreover, we keep in mind that no client is the same and nor are the requirements. Therefore, we ensure uniqueness in every service you avail from us.

What do we offer?

- **Selection of Right Business Ideas For You (Project Identification)**
- **Detailed Project Reports/Pre-feasibility Reports**
- **Market Research Reports**
- **Business Plan**
- **Technology Books and Directory**
- **Industry Trend**
- **Databases on CD-ROM**
- **Laboratory Testing Services**
- **Turnkey Project Consultancy/Solutions**
- **Entrepreneur India (An Industrial Monthly Journal)**

How are we different ?

- We have two decades long experience in project consultancy and market research field
- We empower our customers with the prerequisite know-how to take sound business decisions
- We help catalyze business growth by providing distinctive and profound market analysis
- We serve a wide array of customers , from individual entrepreneurs to Corporations and Foreign Investors
- We use authentic & reliable sources to ensure business precision

Who do we Serve?

- Public-sector Companies
- Corporates
- Government Undertakings
- Individual Entrepreneurs
- NRI's
- Foreign Investors
- Non-profit Organizations, NBFC's
- Educational Institutions
- Embassies & Consulates
- Consultancies
- Industry / trade associations

Our Approach

Requirement collection

Thorough analysis of the project

Economic feasibility study of the Project

Market potential survey/research

Report Compilation



Sectors We Cover

- Ayurvedic And Herbal Medicines, Herbal Cosmetics
- Alcoholic And Non Alcoholic Beverages, Drinks
- Adhesives, Industrial Adhesive, Sealants, Glues, Gum & Resin
- Activated Carbon & Activated Charcoal
- Aluminium And Aluminium Extrusion Profiles & Sections,
- Bio-fertilizers And Biotechnology
- Breakfast Snacks And Cereal Food
- Bicycle Tyres & Tubes, Bicycle Parts, Bicycle Assembling
- Bamboo And Cane Based Projects
- Building Materials And Construction Projects
- Biodegradable & Bioplastic Based Projects
- Chemicals (Organic And Inorganic)
- Confectionery, Bakery/Baking And Other Food
- Cereal Processing
- Coconut And Coconut Based Products
- Cold Storage For Fruits & Vegetables
- Coal & Coal Byproduct
- Copper & Copper Based Projects





- Dairy/Milk Processing
- Disinfectants, Pesticides, Insecticides, Mosquito Repellents,
- Electrical, Electronic And Computer based Projects
- Essential Oils, Oils & Fats And Allied
- Engineering Goods
- Fibre Glass & Float Glass
- Fast Moving Consumer Goods
- Food, Bakery, Agro Processing
- Fruits & Vegetables Processing
- Ferro Alloys Based Projects
- Fertilizers & Biofertilizers
- Ginger & Ginger Based Projects
- Herbs And Medicinal Cultivation And Jatropha (Biofuel)
- Hotel & Hospitality Projects
- Hospital Based Projects
- Herbal Based Projects
- Inks, Stationery And Export Industries
- Infrastructure Projects
- Jute & Jute Based Products





- Leather And Leather Based Projects
- Leisure & Entertainment Based Projects
- Livestock Farming Of Birds & Animals
- Minerals And Minerals
- Maize Processing(Wet Milling) & Maize Based Projects
- Medical Plastics, Disposables Plastic Syringe, Blood Bags
- Organic Farming, Neem Products Etc.
- Paints, Pigments, Varnish & Lacquer
- Paper And Paper Board, Paper Recycling Projects
- Printing Inks
- Packaging Based Projects
- Perfumes, Cosmetics And Flavours
- Power Generation Based Projects & Renewable Energy Based Projects
- Pharmaceuticals And Drugs
- Plantations, Farming And Cultivations
- Plastic Film, Plastic Waste And Plastic Compounds
- Plastic, PVC, PET, HDPE, LDPE Etc.

- Potato And Potato Based Projects
- Printing And Packaging
- Real Estate, Leisure And Hospitality
- Rubber And Rubber Products
- Soaps And Detergents
- Stationary Products
- Spices And Snacks Food
- Steel & Steel Products
- Textile Auxiliary And Chemicals
- Township & Residential Complex
- Textiles And Readymade Garments
- Waste Management & Recycling
- Wood & Wood Products
- Water Industry(Packaged Drinking Water & Mineral Water)
- Wire & Cable

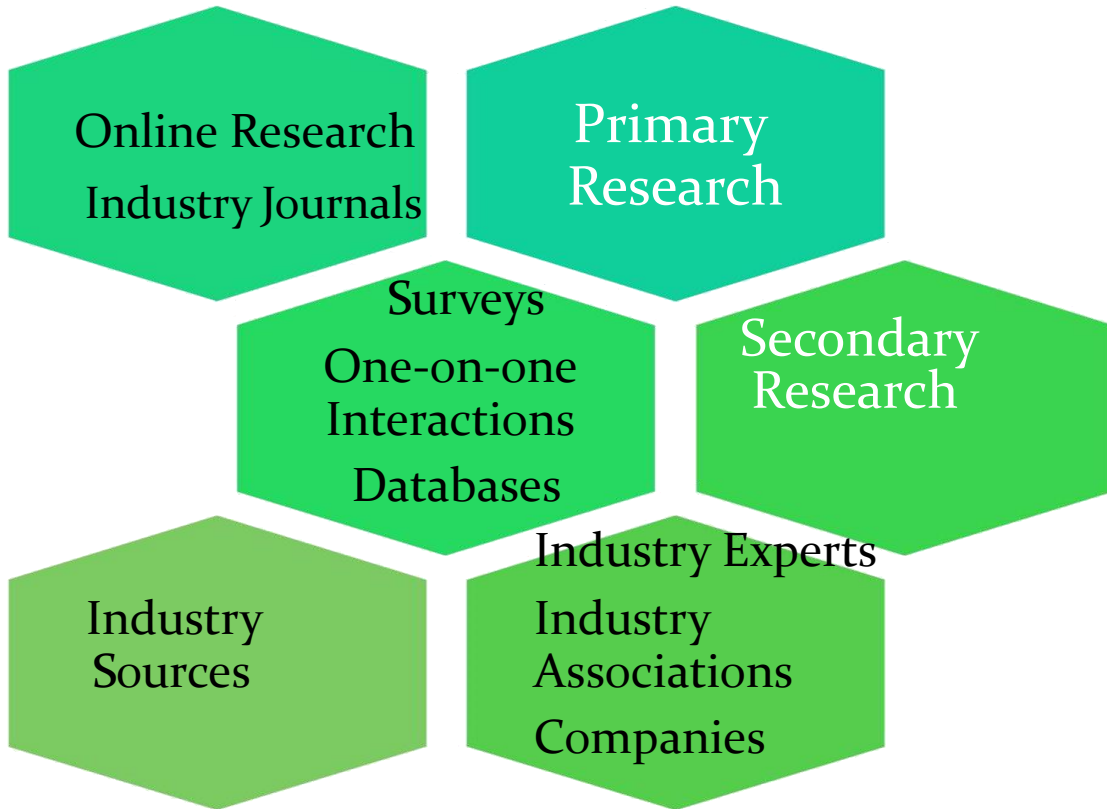
- To get a detailed scenario of the industry along with its structure and classification
- To provide a comprehensive analysis of the industry by covering aspects like:
 - Growth drivers of the industry
 - Latest market trends
 - Insights on regulatory framework
 - SWOT Analysis
 - Demand-Supply Situation
 - Foreign Trade
 - Porters 5 Forces Analysis
- To provide forecasts of key parameters which helps to anticipate the industry performance
- To help chart growth trajectory of a business by detailing the factors that affect the industry growth
- To help an entrepreneur/manager in keeping abreast with the changes in the industry
- To evaluate the competitive landscape of the industry by detailing:
 - Key players with their market shares
 - Financial comparison of present players

- Venturist/Capitalists
- Entrepreneur/Companies
- Industry Researchers
- Investment Funds
- Foreign Investors, NRI's
- Project Consultants/Chartered Accountants
- Banks
- Corporates

[Click here for list](#)



Data Sources



Scope & Coverage



⌘ Our research team comprises of experts from various financial fields:

⌘ MBA's

⌘ Industry Researchers

⌘ Financial Planners

⌘ Research veterans with decades of experience



Visit us at



www.entrepreneurindia.co



www.niir.org

www.niir.org

www.entrepreneurindia.co

**Take a look at
NIIR PROJECT CONSULTANCY SERVICES
on #Street View**

[google-street-view](#)

**Locate us on
[Google Maps](#)**



AN ISO 9001 : 2015 CERTIFIED COMPANY

NIIR PROJECT CONSULTANCY SERVICES

Entrepreneur India

Contact us

NIIR PROJECT CONSULTANCY SERVICES

Entrepreneur India

106-E, Kamla Nagar, Opp. Mall ST,
New Delhi-110007, India.

Email: npcs.ei@gmail.com , info@entrepreneurindia.co

Tel: +91-11-23843955, 23845654, 23845886

Mobile: +91-9097075054, 8800733955

Fax: +91-11-23845886

Website : www.entrepreneurindia.co , www.niir.org

Take a look at **NIIR PROJECT CONSULTANCY SERVICES** on #StreetView

[google-street-view](https://www.google.com/maps/@28.6448127,77.1026583,15z)



<https://www.linkedin.com/company/niir-project-consultancy-services>



<https://www.facebook.com/NIIR.ORG>



<https://www.youtube.com/user/NIIRproject>



https://twitter.com/npcs_in



<https://www.pinterest.com/npcsindia/>



<https://www.instagram.com/>

THANK YOU

For more information, visit us at:

www.entrepreneurindia.co
www.niir.org